

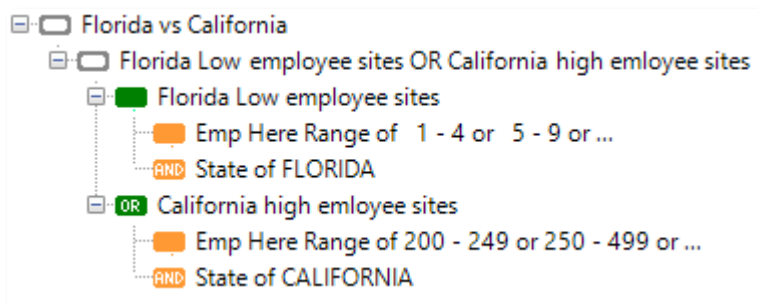
Why was I selected?

Summary

This function allows you to identify which parts of a selection query were satisfied for a particular record(s) to be selected.

This functionality is another way in which FastStats allows you to understand the logic in a selection that you have created.

For example the following selection has been written to identify Sites in Florida with a low number of employees or Sites in California with a high number of employees...



To view the results you would drag a Data Grid onto the selection and determine what information to display. A right click on a record will give you the option to ask **Why was I selected?**

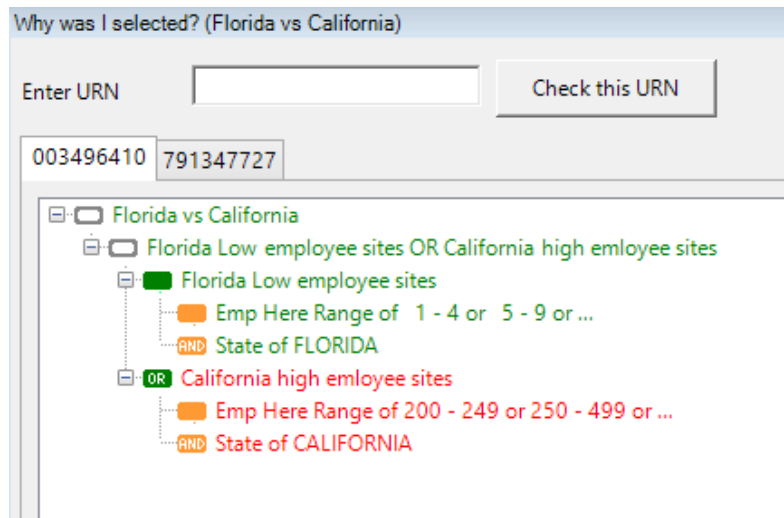
Duns Number	Business Name	State	Emp Here Range
003495996	Laser Quest Inc	FLORIDA	5 - 9
003496034	Wisc	FLORIDA	15 - 19
003496410	Appliance Repair	FLORIDA	1 - 4
791347727	Teradyne Inc	CALIFO	200 - 249
015121576	Geico C		9
015262237	Geico C		9

Why was I selected?

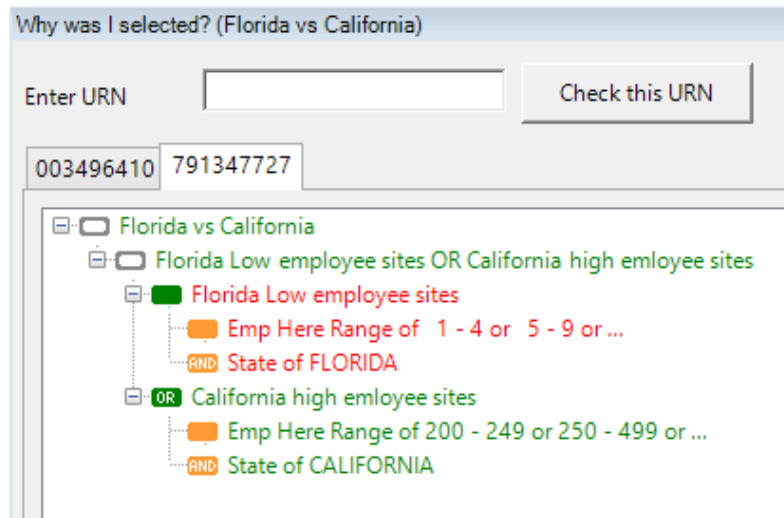
Cancel

In the above example 2 records have been highlighted before the **Why was I selected?** option was chosen. This will result in a new window appearing with tabs to represent each of the records selected.

N.B. Conditions and clauses that are met are shown in green and those that are not are shown in red. These colour options can be changed by navigating via File->Tools->Options->Selection->Selection View



In the screen shot above you can see record 003496410 was selected because it met both conditions of the first clause and was not required to meet any of the remaining conditions due to the OR operator.



Likewise in the screen shot above you can see record 791347727 was selected because it met both conditions of the second clause and was not required to meet any of the remaining conditions due again to the OR operator.

Finally I may also wanted to check why some records have not been selected. In this case you have the opportunity to enter a Unique Reference Number (URN) into the box at the top of the **Why was I selected?** window.

Why was I selected? (Florida vs California)

Enter URN

Clicking the **Check this URN** button will then add a new tab to the window for that record.

The screen shot below shows that this record met 2 of the conditions but did not satisfy either of the clauses. This record would be a Site in Florida with a high number of Employees which is a type of record we were not looking for.

Why was I selected? (Florida vs California)

Enter URN

003496410 791347727 031608289

- Florida vs California
 - Florida Low employee sites OR California high employee sites
 - Florida Low employee sites
 - Emp Here Range of 1 - 4 or 5 - 9 or ...
 - AND State of FLORIDA
 - OR California high employee sites
 - Emp Here Range of 200 - 249 or 250 - 499 or ...
 - AND State of CALIFORNIA